

**EKOS
86THW**

Collezione di profili a taglio termico
Thermal Break Aluminum Profiles Collection
Das wärmegeädämmte aluminium profilen Collection
Collection de profilées à rupture de pont thermique

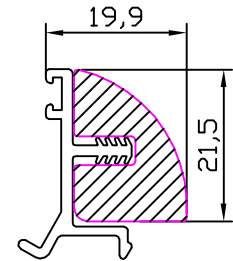
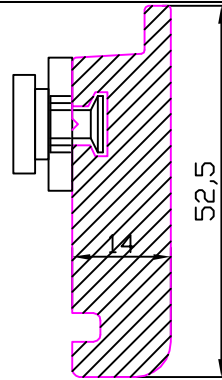
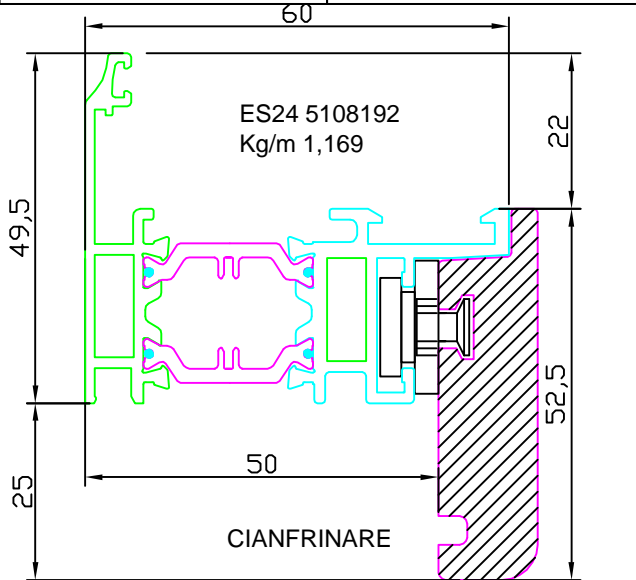
THERMIC

PROFILI 1:1

PROFILES 1:1

PROFLEN 1:1

PROFIEES 1:1



ART. ESW 101
LEGNO TELAIO
PER APRIBILI
SINGOLI

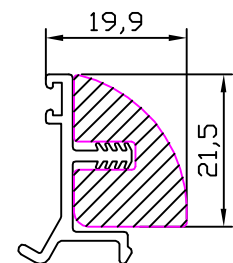
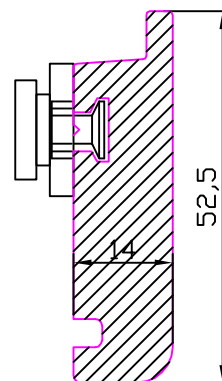
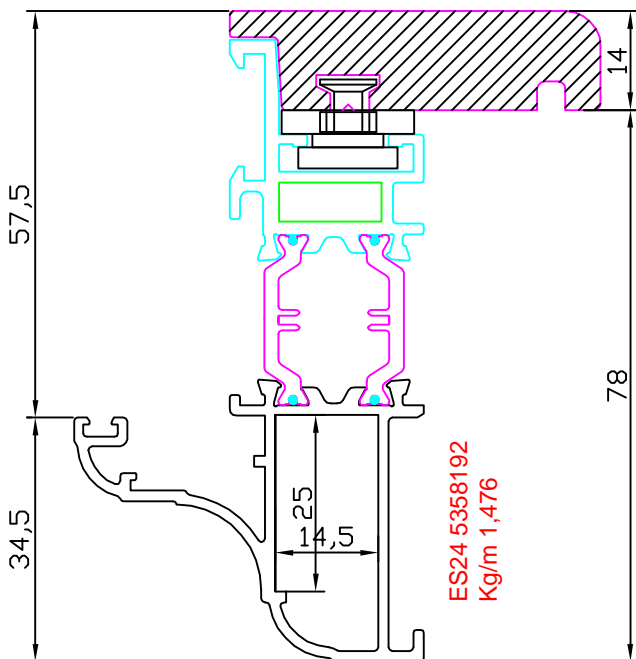
ART. ESW 102
Fermavetro per
specchiature fisse

CODICE PROFILO
ALLUMINIO + LEGNO

CODICE PROFILO
ALLUMINIO + LEGNO

ART. ES 5108190W101

ART. ES 5108192W102



ART. ESW 101
LEGNO TELAIO
PER APRIBILI
SINGOLI

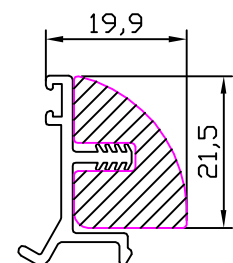
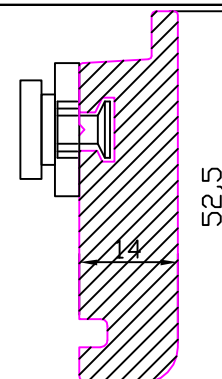
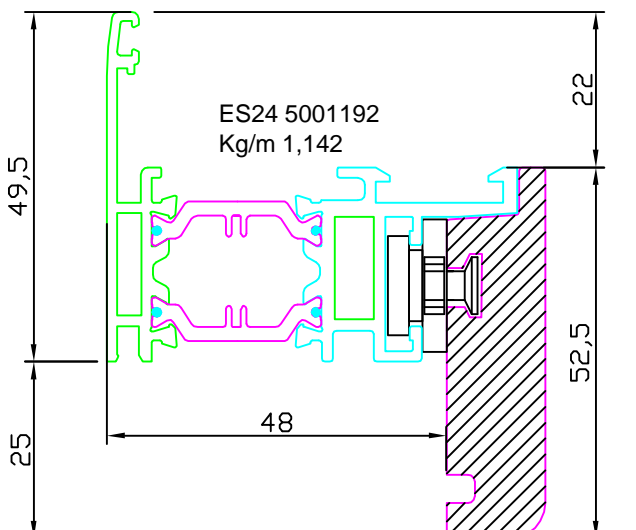
ART. ESW 102
Fermavetro per
specchiature fisse

CODICE PROFILO
ALLUMINIO + LEGNO

CODICE PROFILO
ALLUMINIO + LEGNO

ART. ES 5358192W101

ART. ES 5358192W102



ART. ESW 101
LEGNO TELAIO
PER APRIBILI
SINGOLI

ART. ESW 102
Fermavetro per
specchiature fisse

CODICE PROFILO
ALLUMINIO + LEGNO

CODICE PROFILO
ALLUMINIO + LEGNO

ART. ES 5001192W101

ART. ES 5001192W102

EKOS 86THW

Collezione di profili a taglio termico
 Thermal Break Aluminum Profiles Collection
 Das wärmegeädämmte aluminium profilen Collection
 Collection de profilées à rupture de pont thermique

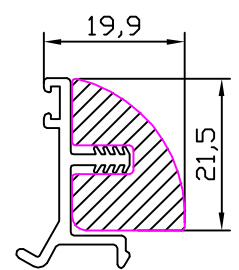
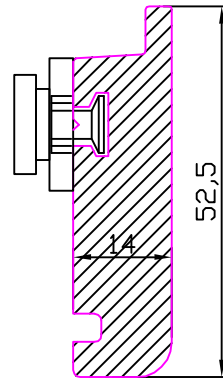
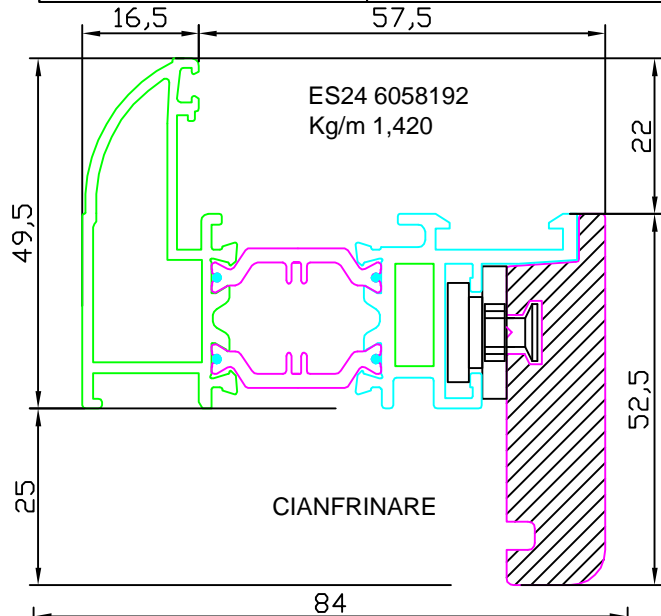
THERMIC

PROFILI 1:1

PROFILES 1:1

PROFLEN 1:1

PROFIEES 1:1



ART. ESW 101
 LEGNO TELAIO
 PER APRIBILI
 SINGOLI

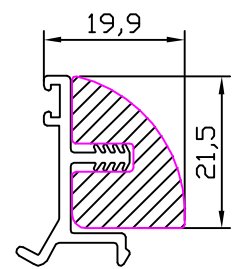
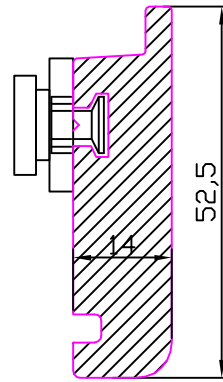
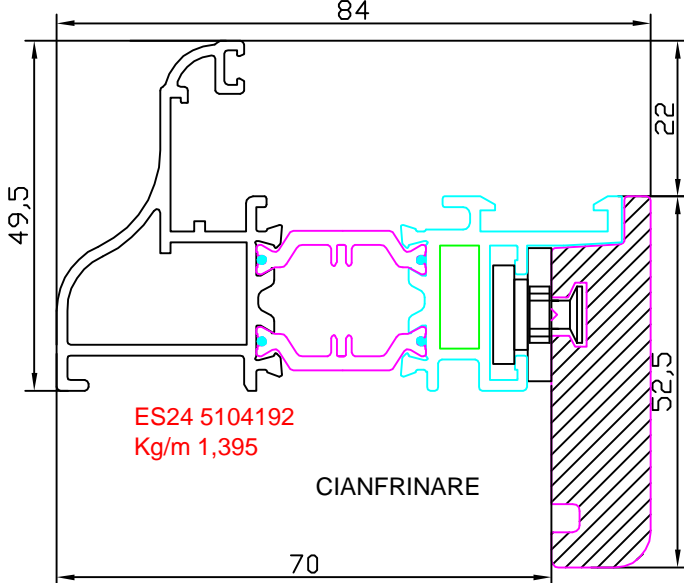
ART. ESW 102
 Fermavetro per
 specchiature fisse

CODICE PROFILO
 ALLUMINIO + LEGNO

CODICE PROFILO
 ALLUMINIO + LEGNO

ART. ES 6058192W101

ART. ES 6058192W102



ART. ESW 101
 LEGNO TELAIO
 PER APRIBILI
 SINGOLI

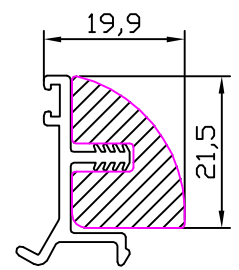
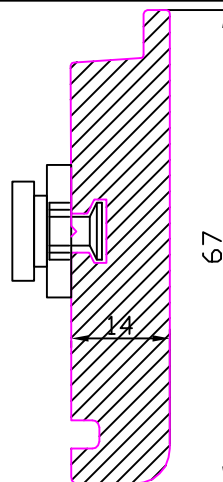
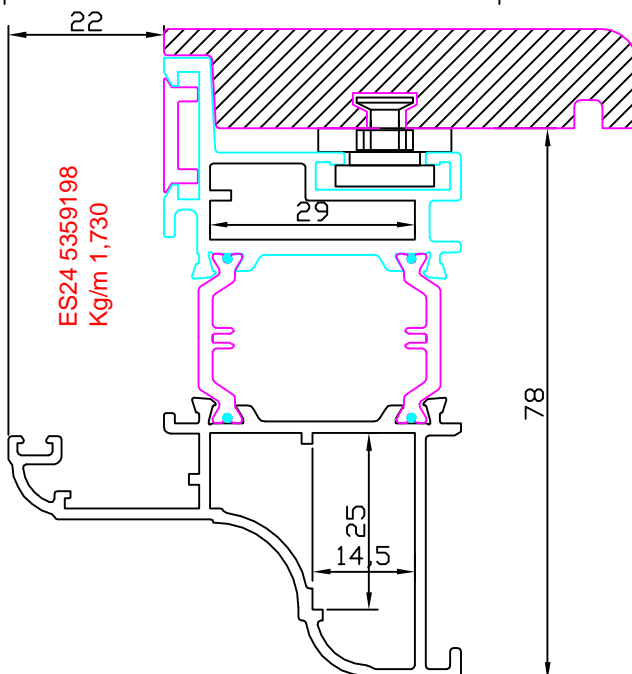
ART. ESW 102
 Fermavetro per
 specchiature fisse

CODICE PROFILO
 ALLUMINIO + LEGNO

CODICE PROFILO
 ALLUMINIO + LEGNO

ART. ES 5104192W101

ART. ES 5104192W102



ART. ESW 103
 LEGNO TELAIO PER APRIBILI
 SINGOLI

ART. ESW 102
 Fermavetro per
 specchiature fisse

ART. ES 5359198W103

ART. ES 5359198W102

EKOS
86THW

Collezione di profili a taglio termico
Thermal Break Aluminum Profiles Collection
Das wärmegeädämmte aluminium profilen Collection
Collection de profilées à rupture de pont thermique

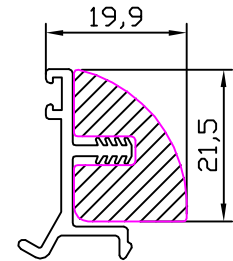
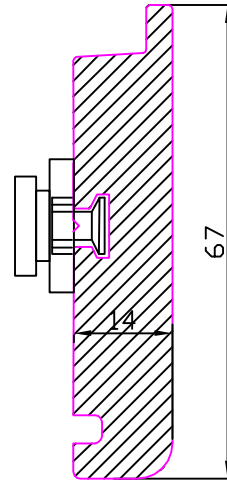
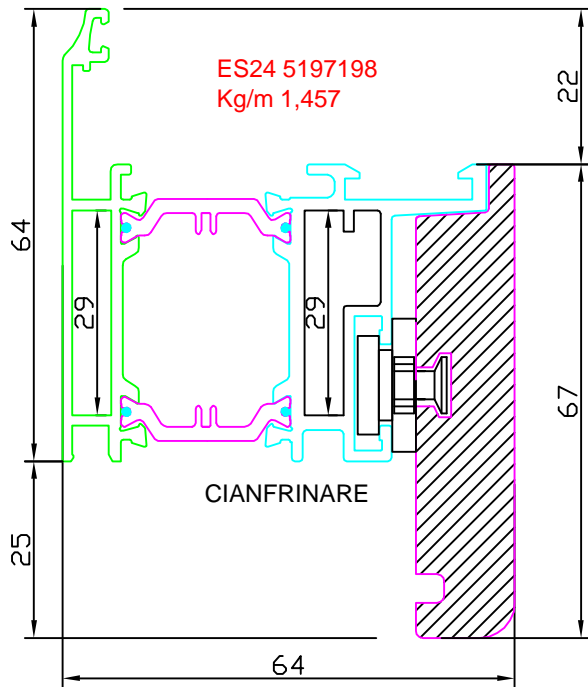
THERMIC

PROFILI 1:1

PROFILES 1:1

PROFLEN 1:1

PROFIEES 1:1



ART. ESW 103
LEGNO TELAIO
PER APRIBILI
SINGOLI

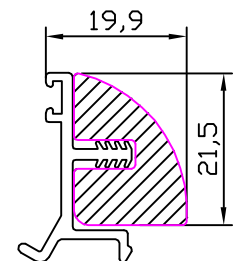
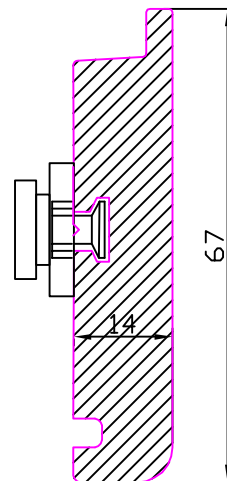
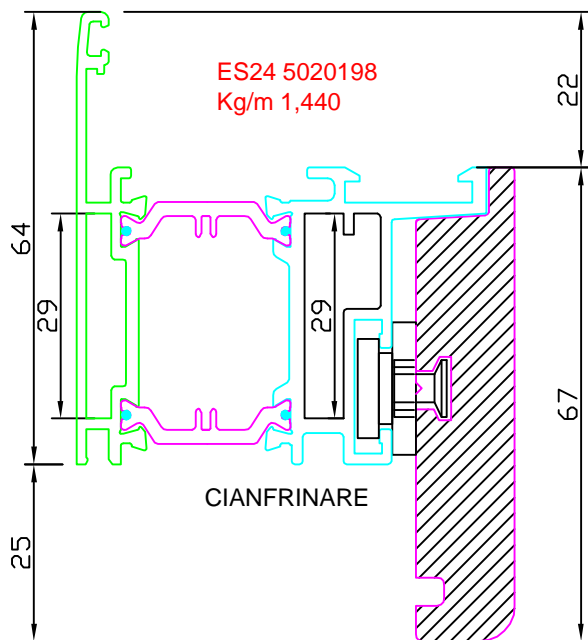
ART. ESW 102
Fermavetro per
specchiature fisse

CODICE PROFILO
ALLUMINIO + LEGNO

CODICE PROFILO
ALLUMINIO + LEGNO

ART. ES 5197198W103

ART. ES 5197198W102



ART. ESW 103
LEGNO TELAIO
PER APRIBILI
SINGOLI

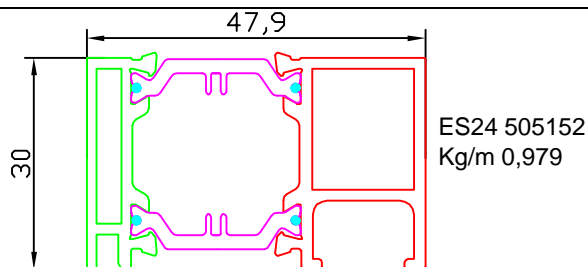
ART. ESW 102
Fermavetro per
specchiature fisse

CODICE PROFILO
ALLUMINIO + LEGNO

CODICE PROFILO
ALLUMINIO + LEGNO

ART. ES 5020198W103

ART. ES 5020198W102



PROFILO PER SOGLIA

**EKOS
86THW**

Collezione di profili a taglio termico
Thermal Break Aluminum Profiles Collection
Das wärmegeämmte aluminium profilen Collection
Collection de profilées à rupture de pont thermique

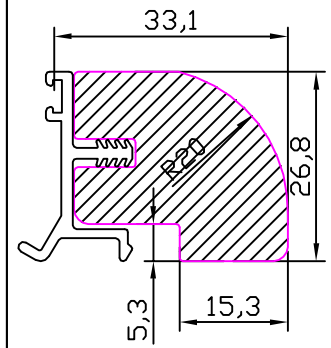
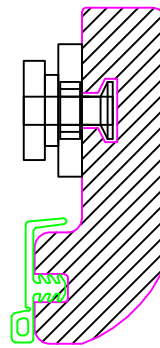
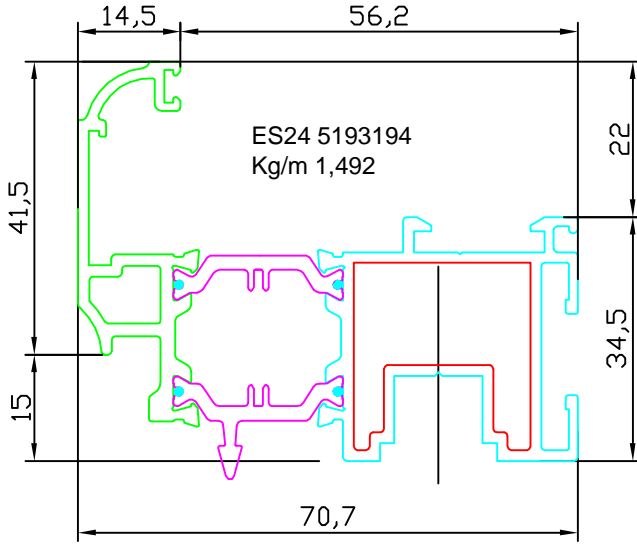
THERMIC

PROFILI 1:1

PROFILES 1:1

PROFLEN 1:1

PROFIEES 1:1



ART. ESW 104
LEGNO ANTA FINESTRA

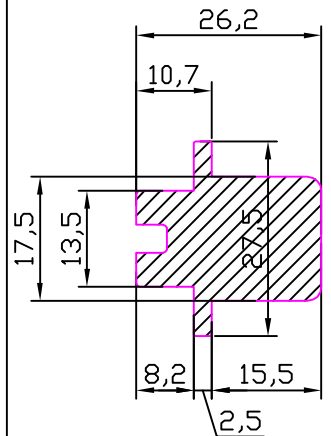
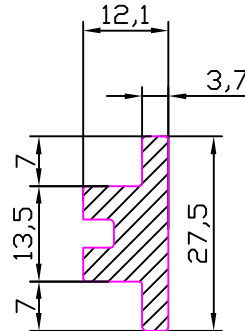
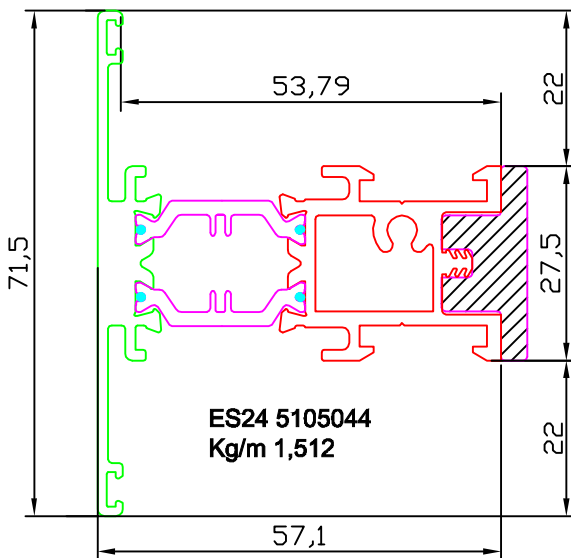
ART. ESW 002
FERMAVETRO PARTI
APRIBILI

CODICE PROFILO
ALLUMINIO + LEGNO

CODICE PROFILO
ALLUMINIO + LEGNO

ART. ES 5193194W104

ART. ES 5193194W002



ART. ESW 105
LEGNO PER TRAVERSO E
SPECCHIATURE FISSE

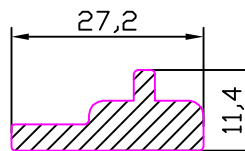
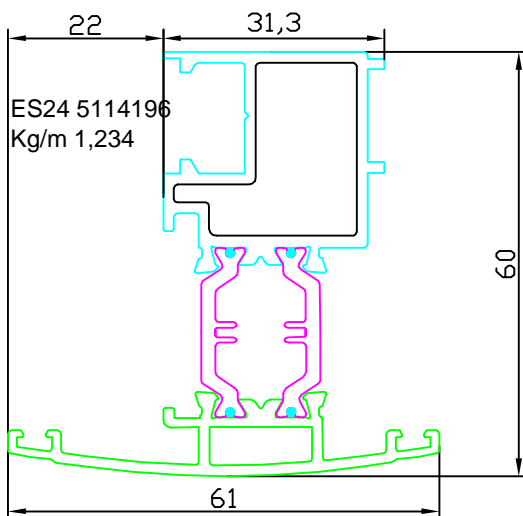
ART. ESW 009
LEGNO PER TRAVERSO E
SPECCHIATURE APRIBILI

CODICE PROFILO
ALLUMINIO + LEGNO

CODICE PROFILO
ALLUMINIO + LEGNO

ART. ES 5105044W105

ART. ES 5105044W009



ART. ESW 106
LEGNO PER RIPORTO
CENTRALE

CODICE PROFILO
ALLUMINIO + LEGNO

ART. ES 5114196W106

**EKOS
86THW**

Collezione di profili a taglio termico
Thermal Break Aluminum Profiles Collection
Das wärmegeädämmte aluminium profilen Collection
Collection de profilées à rupture de pont thermique

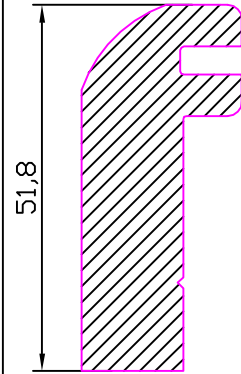
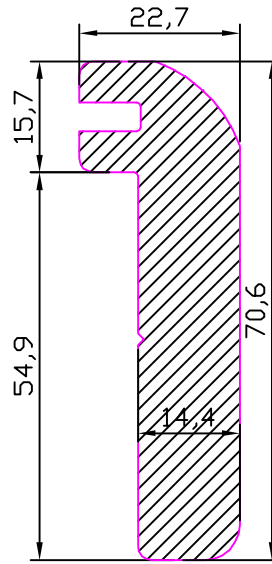
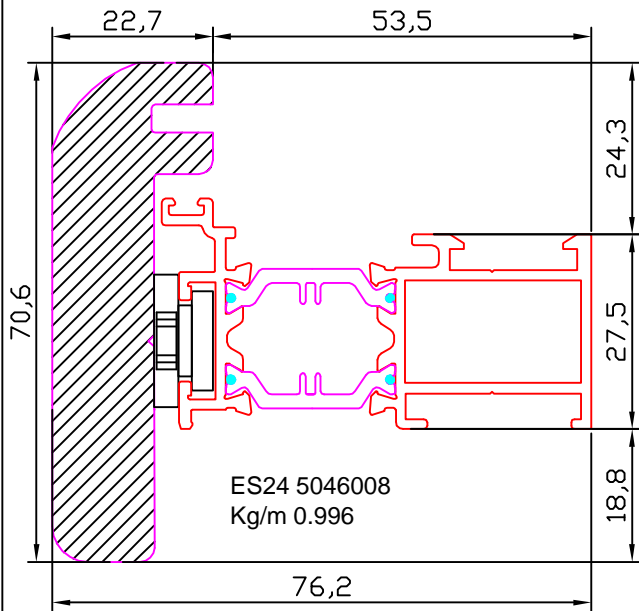
THERMIC

PROFILI 1:1

PROFILES 1:1

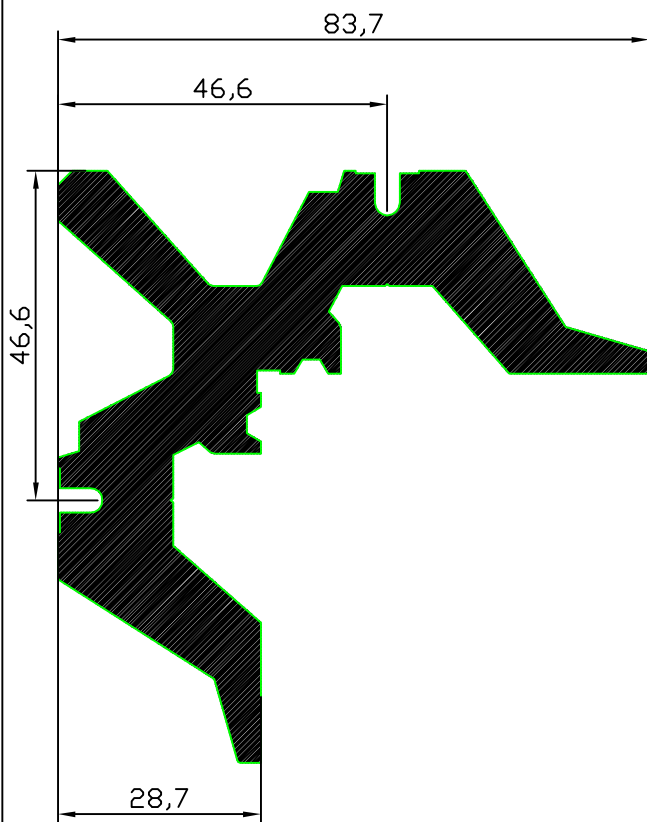
PROFLEN 1:1

PROFIEES 1:1



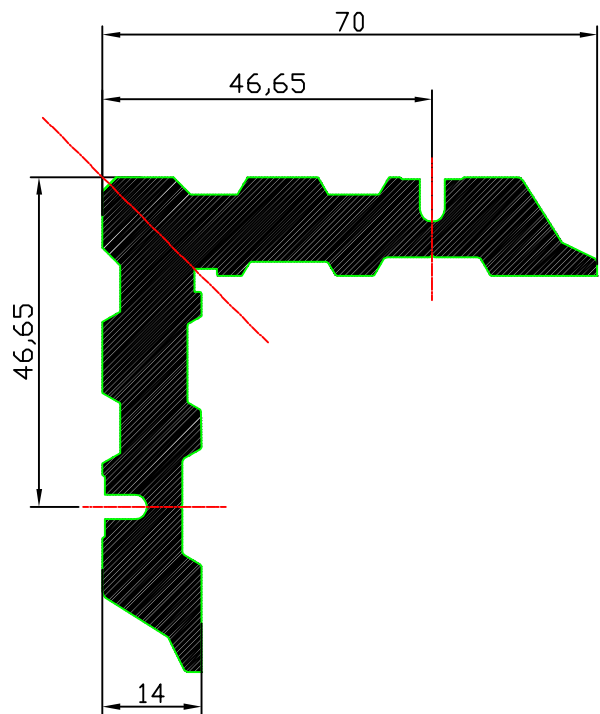
ART. ESW 011
LEGNO PER INVERSIONE DI
BATTUTA

ART. ESW 011R
LEGNO PER INVERSIONE DI
BATTUTA RIFILATO



ART. ES SQ 101 (ES 5200)
Kg/m 5,260

SQUADRETTA A CINFRINARE/SPINARE PER
TUBOLARITA' ALTEZZA 29 mm



ART. ES SQ 001
Kg/m 3,615

POS 01 tagliare a 24.5 e cianfrinare
POS 02 Tagliare a 6.7 cianfrinare o
usare grano di fissaggio.
POS 03 Tagliare a 3 mm Cianfrinare

EKOS
86THW

Collezione di profili a taglio termico
Thermal Break Aluminum Profiles Collection
Das wärmegeädmmte aluminium profilen Kollection
Collection de profilées à rupture de pont thermique

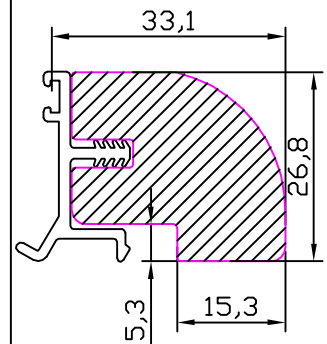
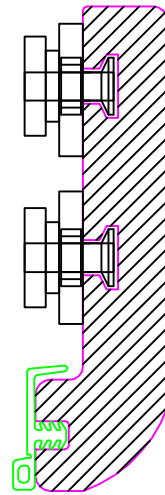
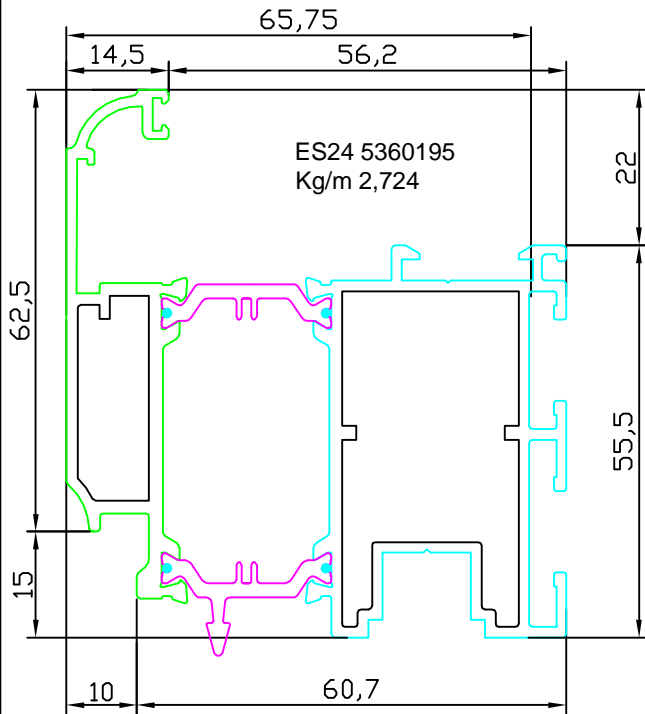
THERMIC

PROFILI 1:1

PROFILES 1:1

PROFIELEN 1:1

PROFIELES 1:1



ART. ESW 107
LEGNO ANTA PORTA

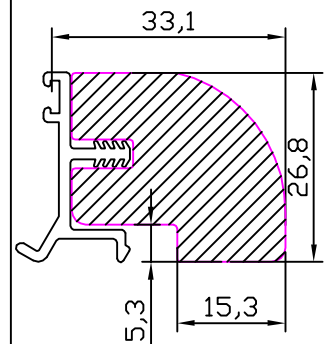
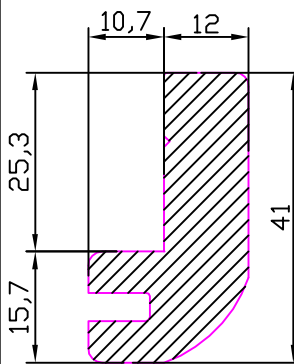
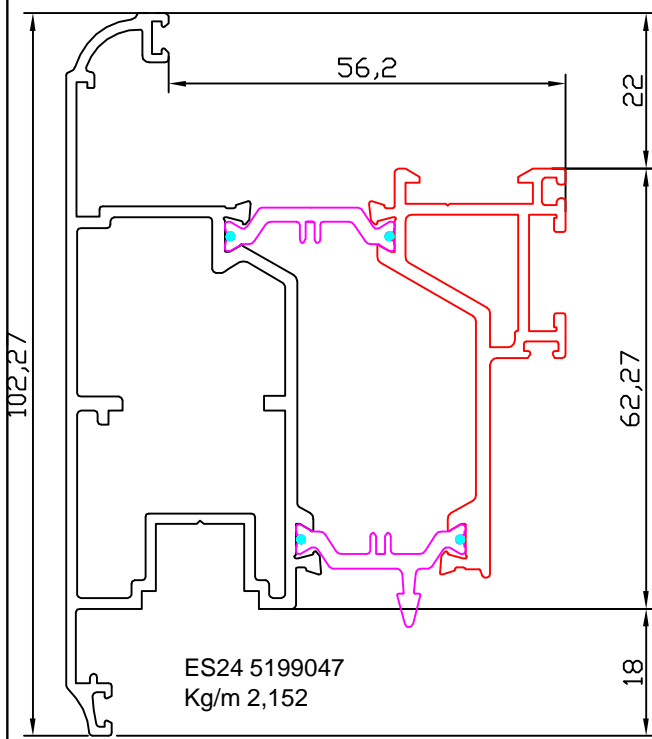
ART. ESW 002
FERMAVETRO PARTI
APRIBILI

CODICE PROFILO
ALLUMINIO + LEGNO

CODICE PROFILO
ALLUMINIO + LEGNO

ART. ES 5360195W107

ART. ES 5360195W002



ART. ESW 003
LEGNO ANTA FINESTRA

ART. ESW 002
FERMAVETRO PARTI
APRIBILI

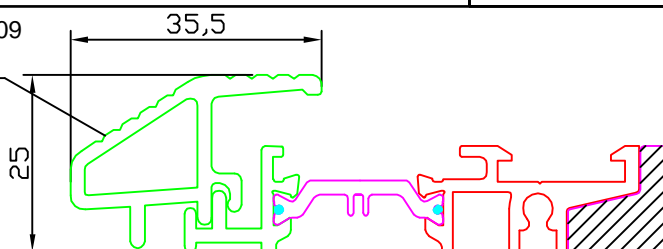
CODICE PROFILO
ALLUMINIO + LEGNO

CODICE PROFILO
ALLUMINIO + LEGNO

ART. ES 5199047W003

ART. ES 5199047W002

ART. ES 5009
Kg/m 0,510



**EKOS
86THW**

Collezione di profili a taglio termico
Thermal Break Aluminum Profiles Collection
Das wärmegeämmte aluminium profilen Collection
Collection de profilées à rupture de pont thermique

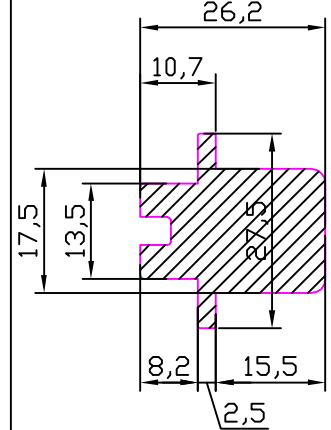
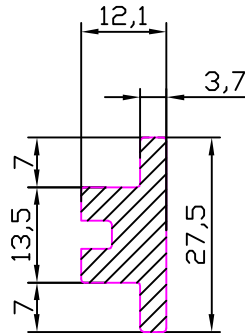
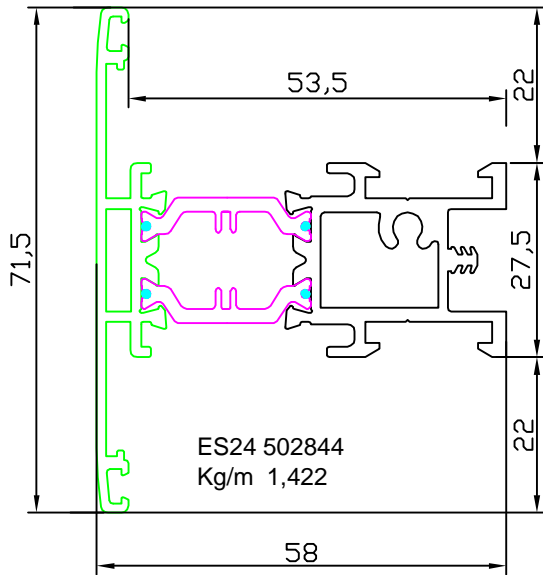
THERMIC

PROFILI 1:1

PROFILES 1:1

PROFILEREN 1:1

PROFIELES 1:1



ART. ESW 105
LEGNO PER TRAVERSO E
SPECCHIATURE Fisse

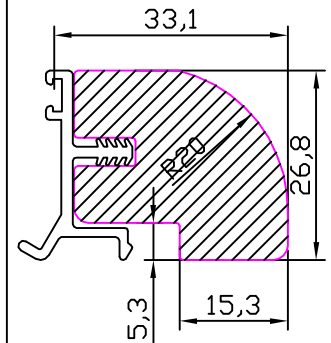
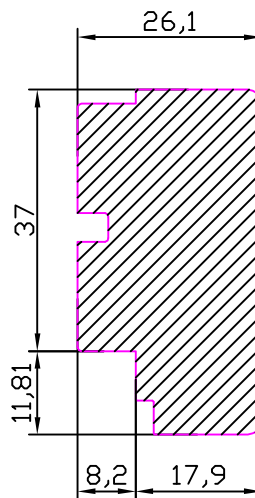
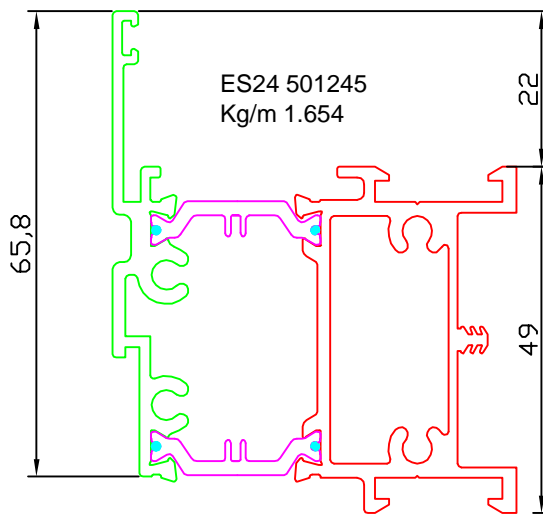
ART. ESW 009
LEGNO PER TRAVERSO E
SPECCHIATURE APRIBILI

CODICE PROFILO
ALLUMINIO + LEGNO

CODICE PROFILO
ALLUMINIO + LEGNO

ART. ES 502844W105

ART. ES 502844W009



ART. ESW 010
LEGNO PER TRAVERSO E
SPECCHIATURE Fisse

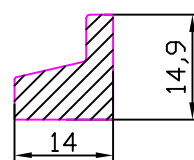
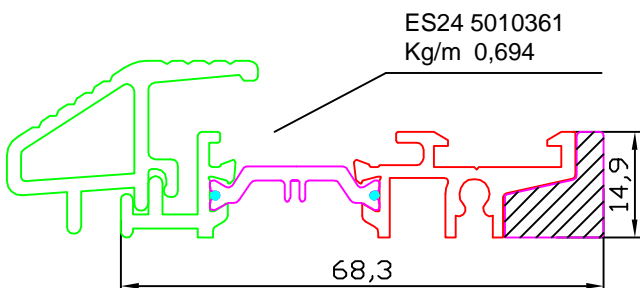
ART. ESW 002
FERMAVETRO PARTI
APRIBILI

CODICE PROFILO
ALLUMINIO + LEGNO

CODICE PROFILO
ALLUMINIO + LEGNO

ART. ES 501245W010

ART. ES 501245W002



ART. ESW 111
LEGNO PER SOGLIA

CODICE PROFILO
ALLUMINIO + LEGNO
ART. ES 5010361W111

EKOS
86THW

Collezione di profili a taglio termico
Thermal Break Aluminum Profiles Collection
Das wärmegeädämmte aluminium profilen Kollektion
Collection de profilées à rupture de pont thermique

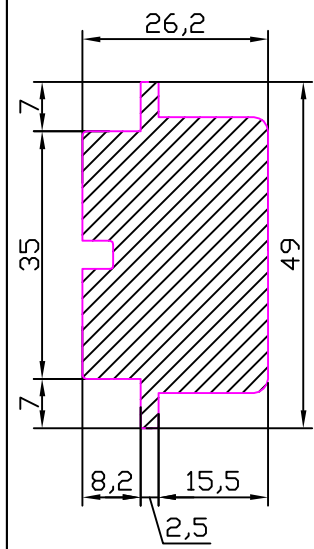
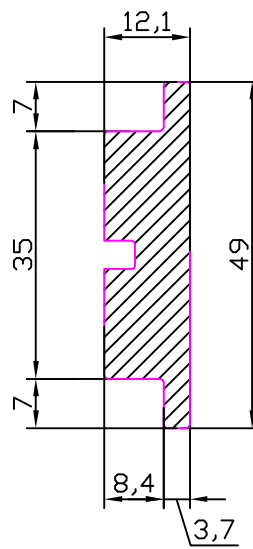
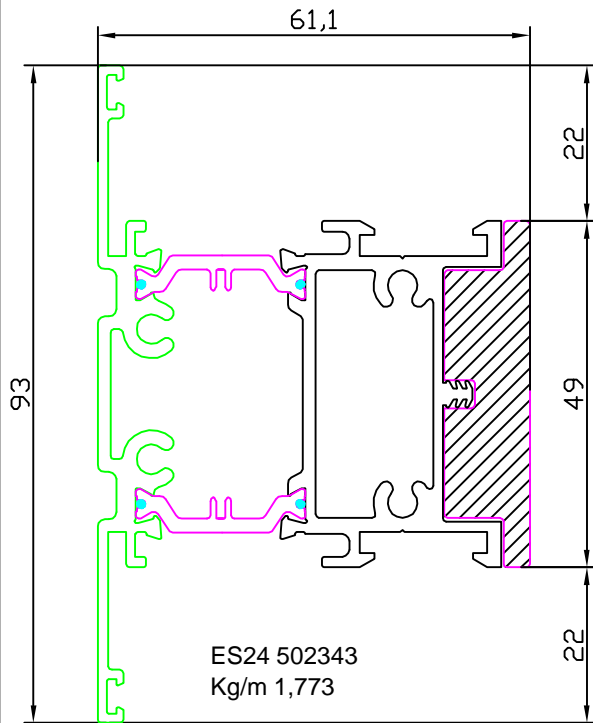
THERMIC

PROFILI 1:1

PROFILES 1:1


PROFLEN 1:1

PROFIEES 1:1

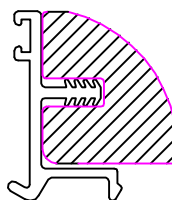


ART. ES 502343W108

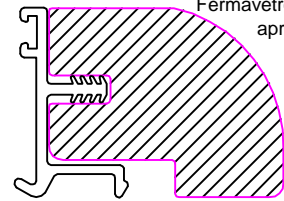
ART. ES 502343W007




ART. ES 5039
Kg/m 0,246



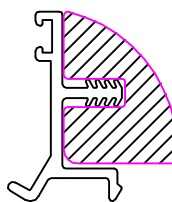
ART. ESW 100
Fermavetro per
specchiature fisse



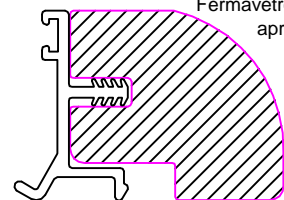
ART. ESW 014
Fermavetro per parti
apribili




ART. ES 5042
Kg/m 0,240



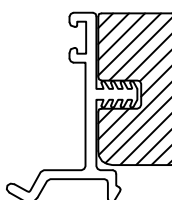
ART. ESW 102
Fermavetro per
specchiature fisse



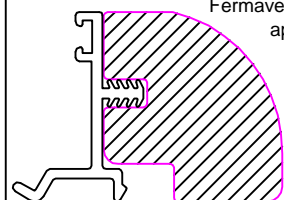
ART. ESW 002
Fermavetro per parti
apribili



ART. ES 5048
Kg/m 0,224



ART. ESW 110
Fermavetro per
specchiature fisse



ART. ESW 015
Fermavetro per parti
apribili

EKOS
86THW

Collezione di profili a taglio termico
Thermal Break Aluminum Profiles Collection
Das wärmegeädämmte aluminium profilen Collection
Collection de profilées à rupture de pont thermique

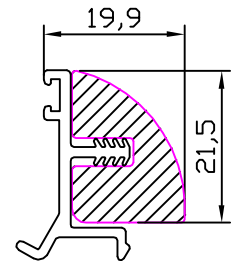
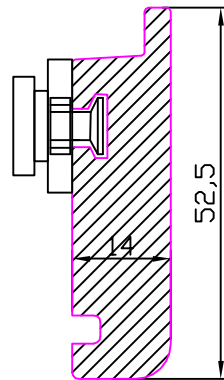
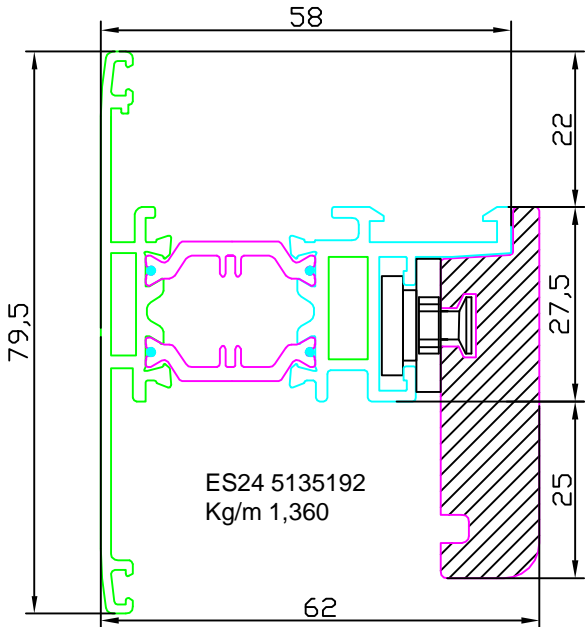
THERMIC

PROFILI 1:1

PROFILES 1:1

PROFILIEN 1:1

PROFIELES 1:1



ART. ESW 101
LEGNO TELAIO
PER APRIBILI
SINGOLI

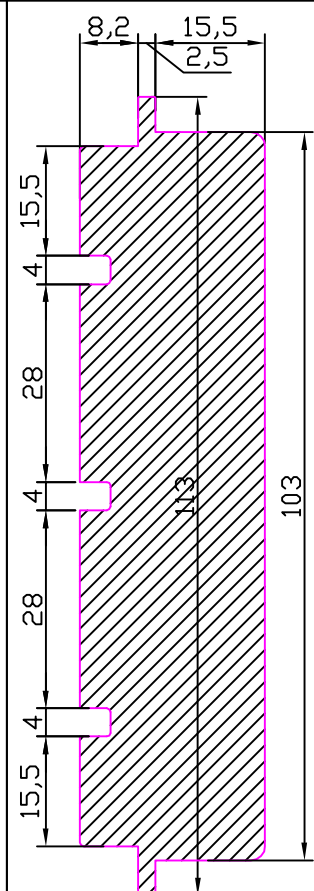
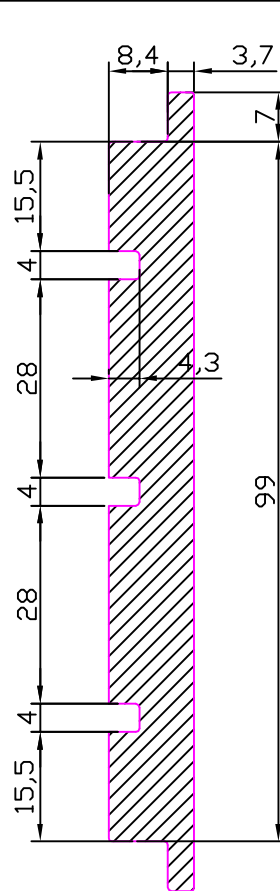
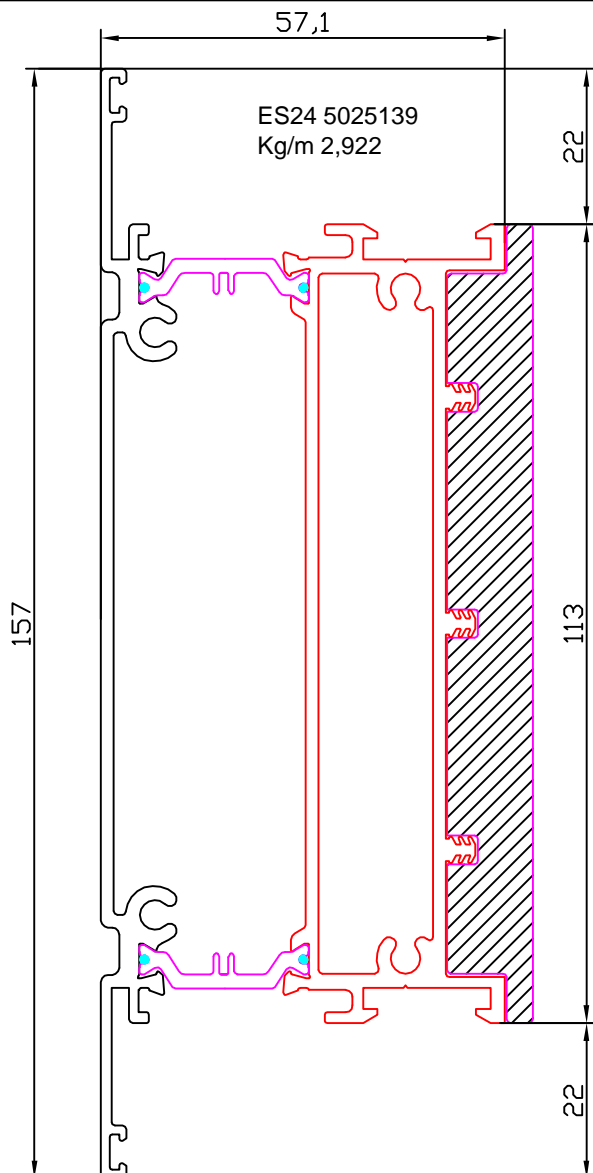
ART. ESW 102
Fermavetro per
specchiature fisse

CODICE PROFILO
ALLUMINIO + LEGNO

CODICE PROFILO
ALLUMINIO + LEGNO

ART. ES 5135192W101

ART. ES 5135192W102



ART. ESW 109
LEGNO PER
FASCIA

ART. ESW 112
Fermavetro per
specchiature fisse

CODICE PROFILO
ALLUMINIO + LEGNO

CODICE PROFILO
ALLUMINIO + LEGNO

ART. ES 5015139W109

ART. ES 5025139W112

**EKOS
86THW**

Collezione di profili a taglio termico
Thermal Break Aluminum Profiles Collection
Das wärmegeädämte aluminium profilen Collection
Collection de profilées à rupture de pont thermique

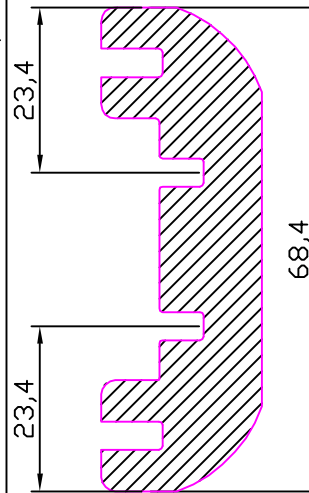
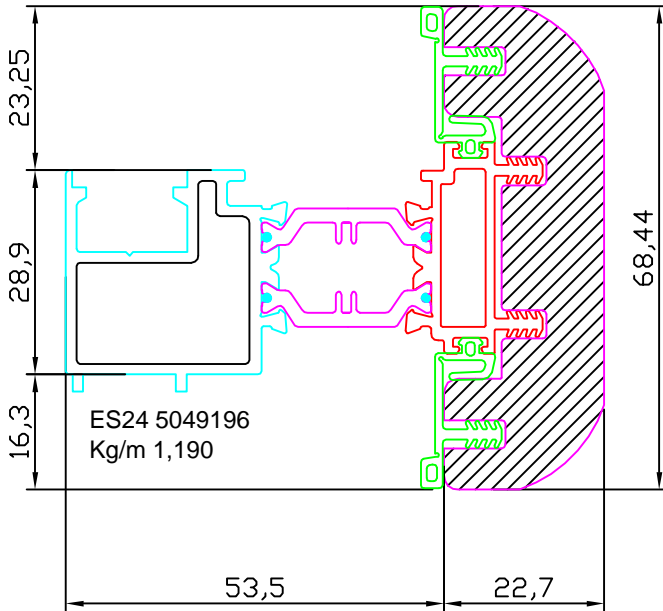
THERMIC

PROFILI 1:1

PROFILES 1:1

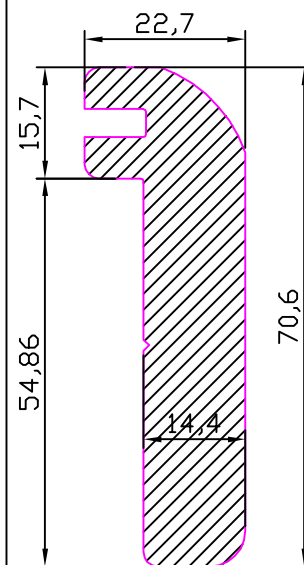
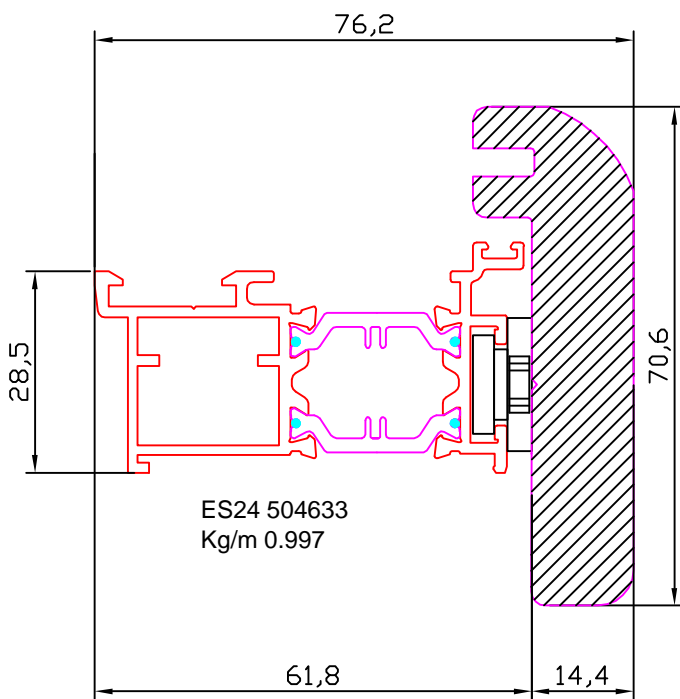
PROFLEN 1:1

PROFIEES 1:1



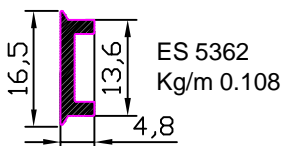
ART. ESW 013
LEGNO PER RIPOSTO
APERTURA ESTERNA

CODICE PROFILO
ALLUMINIO + LEGNO
ART. ES 5049196W013



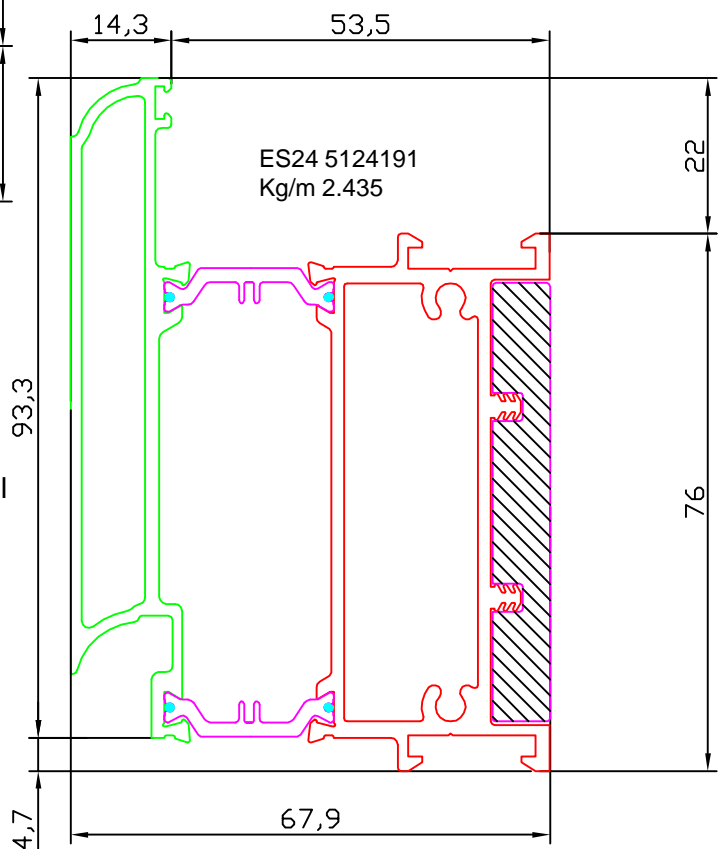
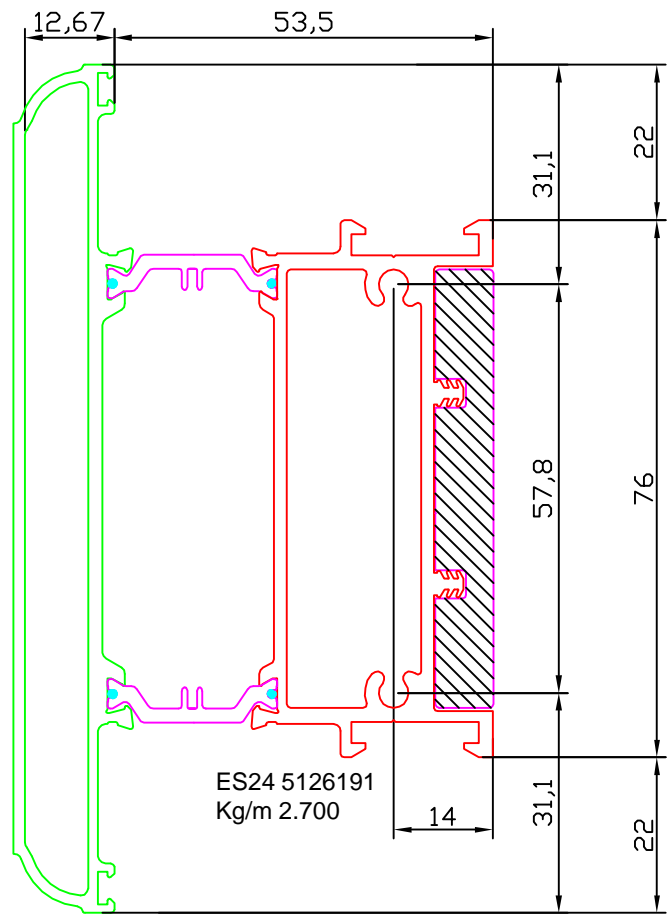

ART. ESW 011
LEGNO PER INVERSIONE DI
BATTUTA

CODICE PROFILO
ALLUMINIO + LEGNO
ART. ES 504633W011



PROFILO PER PER CAVA TELAI

EKOS 86THW	Collezione di profili a taglio termico Thermal Break Aluminum Profiles Collection Das wärmegeädämmte aluminium profilen Kollektion Collection de profilées à rupture de pont thermique			THERMIC
	PROFILI 1:1	PROFILES 1:1	PROFILEN 1:1	



FASCIE PER SPECCHIATURE
FISSE ABBINABILI SOLO TRA DI
LORO

EKOS
86THW

Collezione di profili a taglio termico
Thermal Break Aluminum Profiles Collection
Das wärmegeädämmte aluminium profilen Kollektion
Collection de profilées à rupture de pont thermique

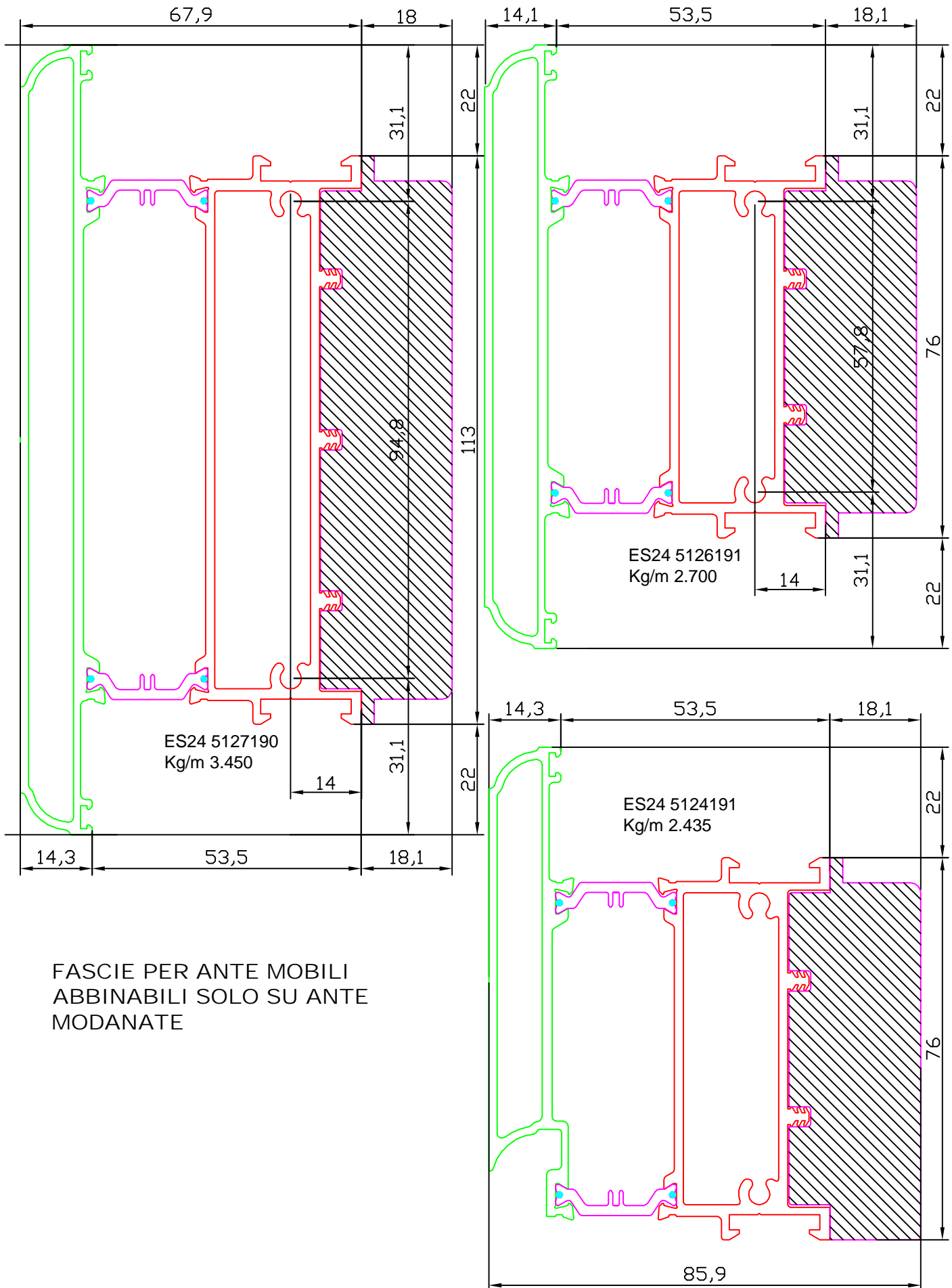
THERMIC

PROFILI 1:1

PROFILES 1:1

PROFILIEN 1:1

PROFIELES 1:1



FASCIE PER ANTE MOBILI
ABBINABILI SOLO SU ANTE
MODANATE

EKOS
86THW

Collezione di profili a taglio termico
Thermal Break Aluminum Profiles Collection
Das wärmegeädämmte aluminium profilen Collection
Collection de profilées à rupture de pont thermique

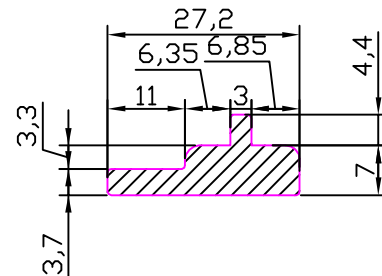
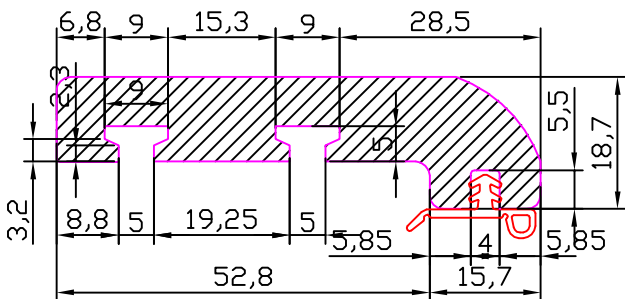
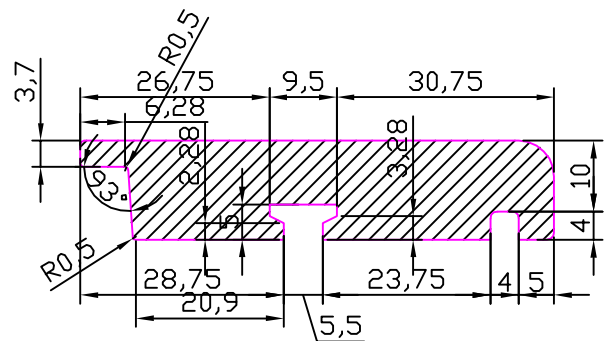
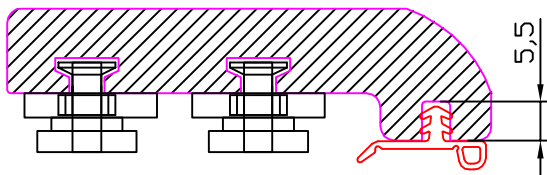
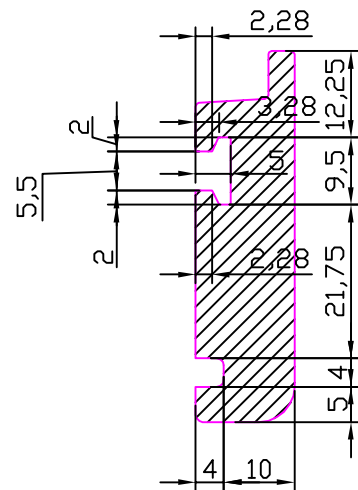
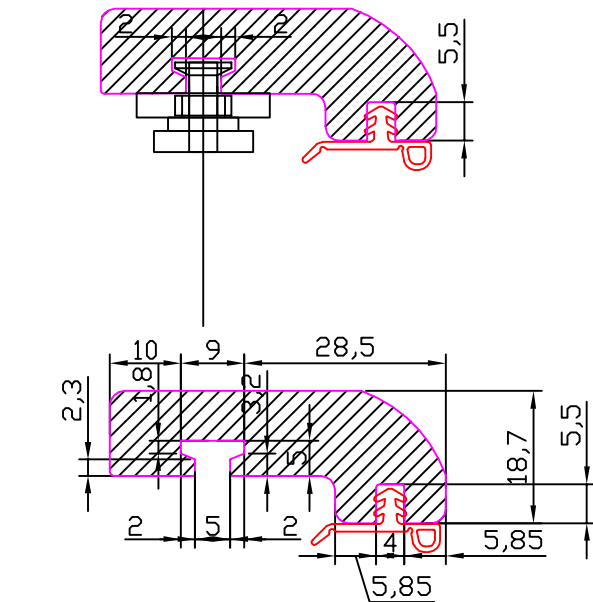
THERMIC

PROFILI 1:1



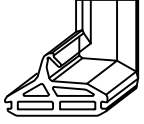

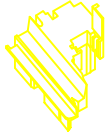







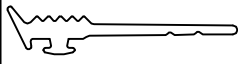

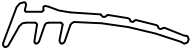



PROFILES 1:1

PROFLEN 1:1

PROFIEES 1:1



EKOS 86THW	Collezione di profili a taglio termico Thermal Break Aluminum Profiles Collection Das wärmegeädämmte aluminium profilen Kollektion Collection de profilées à rupture de pont thermique		THERMIC
	GUARNIZIONI	GASKETS	

	GUARNIZIONE CENTRALE CENTRAL GASKET ZENTRAL DICHTUNG JOINT CENTRAL			GUARN. DI BATTUTA VETRO GLAZING GASKET VERGLASUNG DICHTUNG JOINT DE VITRATION 2.5 mm (PVC)	ES1087
	ANGOLO VULCANIZZATO CENTRAL GASKET CORNERS ZENTRAL DICHTUNG ECKE JOINT CENTRAL - ANGLES			GUARN. DI BATTUTA VETRO GLAZING GASKET VERGLASUNG DICHTUNG JOINT DE VITRATION 3.5 mm (EPDM)	ES2143
	TAPPO CENTRALE PLUG FOR WINGS FRAMES ZENTRAL PROFILLEN DICHTUNG BOUCHON POUR DEUX VANTAUX	ESPL01		GUARN. DI BATTUTA VETRO GLAZING GASKET VERGLASUNG DICHTUNG JOINT DE VITRATION 2 mm (EPDM)	ES2800
	GUARN. DI BATTUTA INTERLOCK GASKET ABSCHLUSS DICHTUNG JOINT DE FEUILLURE	ESG3092		GUARN. DI BATTUTA VETRO GLAZING GASKET VERGLASUNG DICHTUNG JOINT DE VITRATION 3 mm (EPDM)	ES2801
	GUARN. DI BATTUTA INTERLOCK GASKET ABSCHLUSS DICHTUNG JOINT DE FEUILLURE	ES2260		GUARN. DI BATTUTA VETRO GLAZING GASKET VERGLASUNG DICHTUNG JOINT DE VITRATION 4 mm (EPDM)	ES2802
	GUARN. DI UNIONE CONNECTING GASKET ANSCHLUSS DICHTUNG JOINT DE UNION	ES2939		GUARN. DI BATTUTA VETRO GLAZING GASKET VERGLASUNG DICHTUNG JOINT DE VITRATION 5 mm (EPDM)	ES2803
	GUARN. DI BATTUTA VETRO GLAZING GASKET VERGLASUNG DICHTUNG JOINT DE VITRATION			GUARN. DI BATTUTA INTERLOCK GASKET ABSCHLUSS DICHTUNG JOINT DE FEUILLURE	ESG 1832
	GUARN. DI BATTUTA VETRO GLAZING GASKET VERGLASUNG DICHTUNG JOINT DE VITRATION			GUARN. DI BATTUTA INTERLOCK GASKET ABSCHLUSS DICHTUNG JOINT DE FEUILLURE	
	GUARN. DI BATTUTA VETRO GLAZING GASKET VERGLASUNG DICHTUNG JOINT DE VITRATION			GUARN. DI BATTUTA INTERLOCK GASKET ABSCHLUSS DICHTUNG JOINT DE FEUILLURE	